



BETTER: A Tool to Identify Cost-Saving Energy Efficiency Measures in Buildings and Portfolios

The Building Efficiency Targeting Tool for Energy Retrofits (BETTER) delivers actionable insights to improve energy and financial performance in buildings and portfolios without requiring site visits and complex modeling. The tool identifies immediate, cost-saving operational measures and technology upgrades to reduce energy consumption while prioritizing facilities for more in-depth audits and analysis.

How it Works

BETTER utilizes an open-source, data-driven analytical engine and user-friendly web interface to automatically analyze a building's monthly energy usage in response to weather conditions. With minimal data inputs, the tool benchmarks a building's electric and fossil energy usage against peers; quantifies energy and cost reduction potentials at the building and portfolio levels; and recommends energy efficiency measures to improve building and portfolio energy and financial performance.

Who is Using BETTER?

BETTER is used by federal, state, and municipal government agencies, including the National Aeronautics and Space Administration (NASA) - Goddard Space Flight Center and the Department of Energy and Environment in the District of Columbia; school districts; energy service companies, including Johnson Controls; multinational corporations; investors and lenders, like Citi; and non-profit organizations, such as World Resources Institute (WRI).

Visit: better.lbl.gov

Visit the open-source analytical engine:
github.com/LBNL-ETA/BETTER_analytical_engine



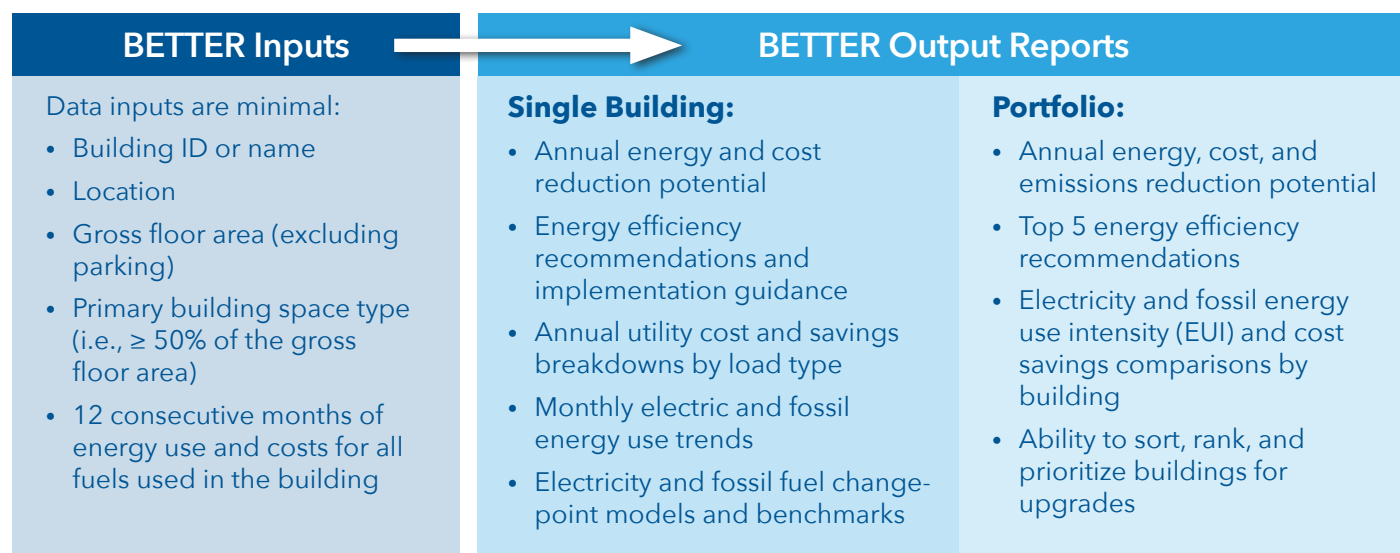
"The ability of the tool to go beyond benchmarking by offering energy efficiency measure recommendations is extremely valuable, particularly at times when on-site assessments are either impractical or not feasible."

Eric Noller, Principal

Energy Resources Integration LLC
San Francisco, CA



How to Use BETTER

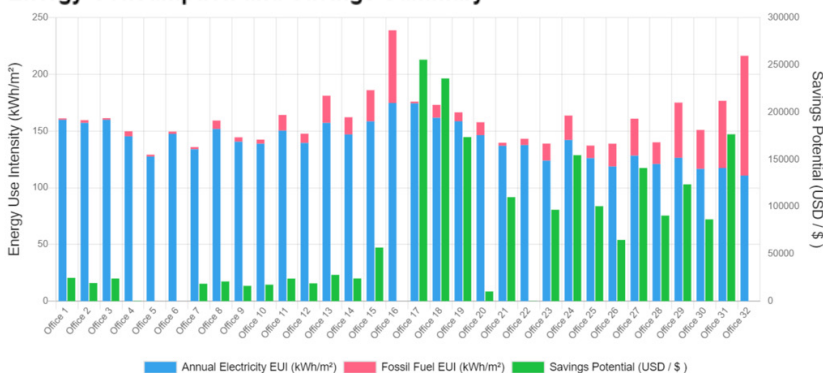


What Do These Reports Look Like?

Portfolio Analysis

- Compare and rank buildings across a portfolio according to annual electricity and fossil EUI and annual cost savings potential.
- Buildings with high cost savings potential are good candidates for audits and further analysis.

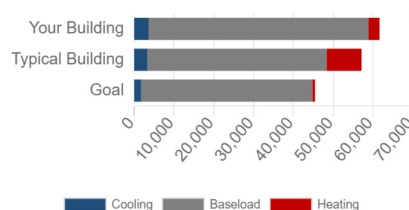
Energy Consumption and Savings Summary



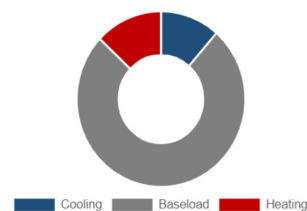
Utility Cost & Savings Breakdowns

- Assess the breakdown of annual utility costs and potential savings by load type (e.g., cooling, baseload, and heating).
- Prioritize the highest cost-saving energy efficiency improvements in a building.

Cost Breakdown (USD / \$)



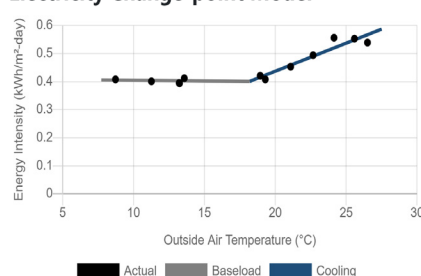
Cost Savings Breakdown (USD / \$)



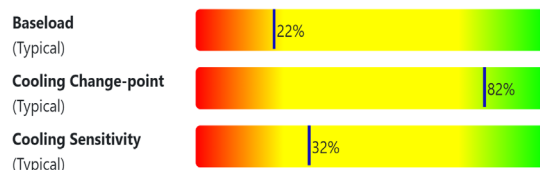
Change-Point Models & Benchmarking

- Investigate electricity and fossil fuel change-point models.
- See how model coefficients benchmark against peers to further evaluate energy savings.

Electricity Change-point Model



Electricity Consumption Benchmarking



Note: % indicate the percentage of buildings your building is superior to.

BETTER Complements Other Tools

BETTER can be used in combination with the U.S. Environmental Protection Agency ENERGY STAR® PortfolioManager® and the U.S. Department of Energy (DOE) Building Energy Asset Score to conduct multilayered analysis on buildings to deliver **both** superior structural performance and operational energy performance. Currently, BETTER can input data from ENERGY STAR® PortfolioManager®, and a BuildingSync® file read/write capability is being added to facilitate data and analytics transfer between BETTER and Asset Score, Audit Template, and the Standard Energy Efficiency Data (SEED) Platform™.



HIGH-LEVEL ANALYSIS

Rate actual operational energy performance against peers

Earn the ENERGY STAR® plaque for superior operational energy performance

MID-LEVEL ANALYSIS

Quantify actual operational energy and cost reduction potential

Identify efficiency measures to improve operational energy performance

Target buildings for detailed analysis of potential structural improvements using Asset Score

DEEP-LEVEL ANALYSIS

Assess physical and structural energy performance using whole-building simulation

Select cost-effective physical and structural improvements for implementation

To get started, visit better.lbl.gov or contact:

Billierae Engelman

U.S. DOE

billierae.engelman@ee.doe.gov

Carolyn Szum

Lawrence Berkeley National Laboratory

ccszum@lbl.gov

BETTER is made possible by support from the U.S. DOE Office of Energy Efficiency and Renewable Energy (EERE) Building Technologies Office (BTO). It is being developed under Cooperative Research and Development Agreement (CRADA) No. FP00007338 between the Regents of the University of California Ernest Orlando Lawrence Berkeley National Laboratory, under its U.S. DOE Contract No. DE-AC02-05CH11231, and Johnson Controls, with assistance from ICF.